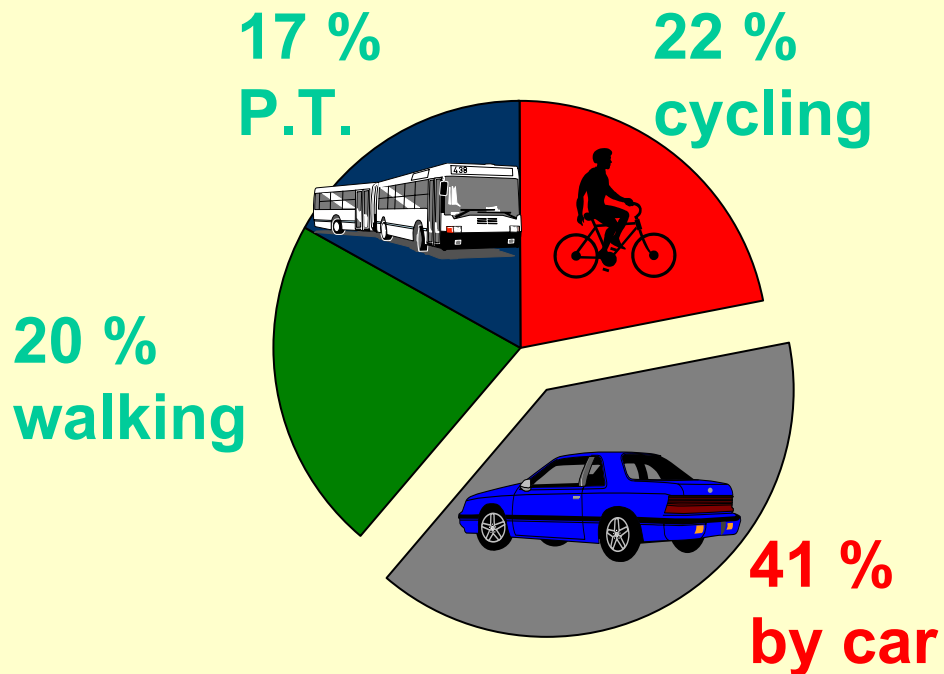


Integration of Car-Sharing in Urban Policy

TOSCA Training Seminar Bremen 7-8 June 2001

Structural Problems

Modal Split Bremen



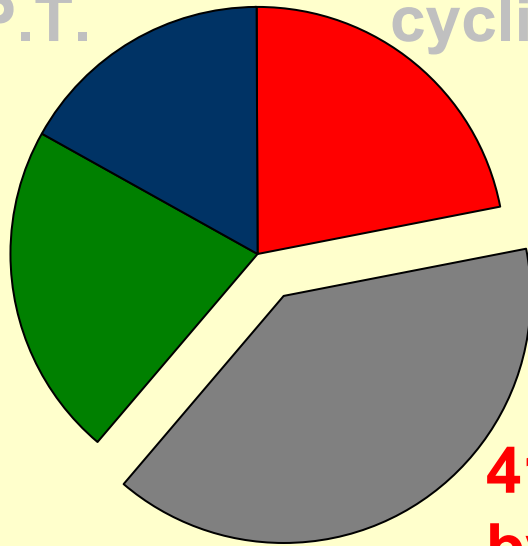
(Bremen city dwellers)

Structural Problems

Modal Split Bremen

17 % P.T.
22 % cycling

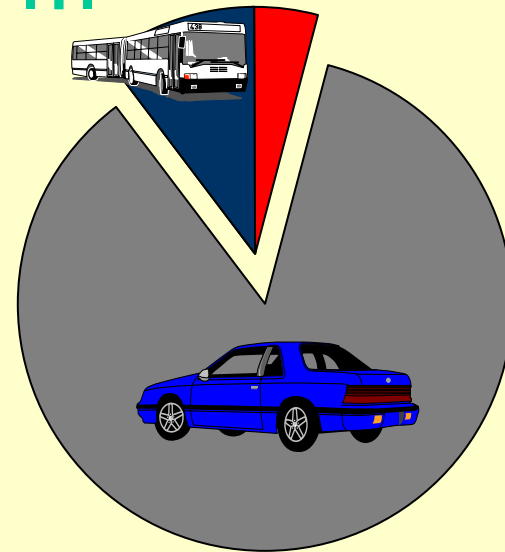
20 % walking



41 %
by car

(Bremen city dwellers)

10 % P.T.
4 % others



86 %
by car

Commuters (in and out)

Structural Problems



Car-Sharing - partner of intermodal Co-operation

Intermodal Co-operation

Public Transport



Car-Sharing

Taxi



Cycling



Car-Sharing

Walking

Intermodal Co-operation

Intermodal Trip-Planner

timetable information

on

day / month / year

from

| stop | address | Point of Interest | place |

street housenumber	<input type="text" value="Georg-Gröning-Str. 48"/>	Map
place	<input type="text" value="Bremen"/>	

to

| stop | address | Point of Interest | place |

Point of Interest	<input type="text" value="CambioCar_Albrecht"/>	Map
place	<input type="text" value="Bremen"/>	

at : o'clock













options

[submit](#) | [new Form](#) | [help](#)

timetable information

date	21.09.2000	from	Bremen / Marbacher Weg 0
departure	10:00	to	Bremen / CambioCar_Albrecht Albrechtstr.12

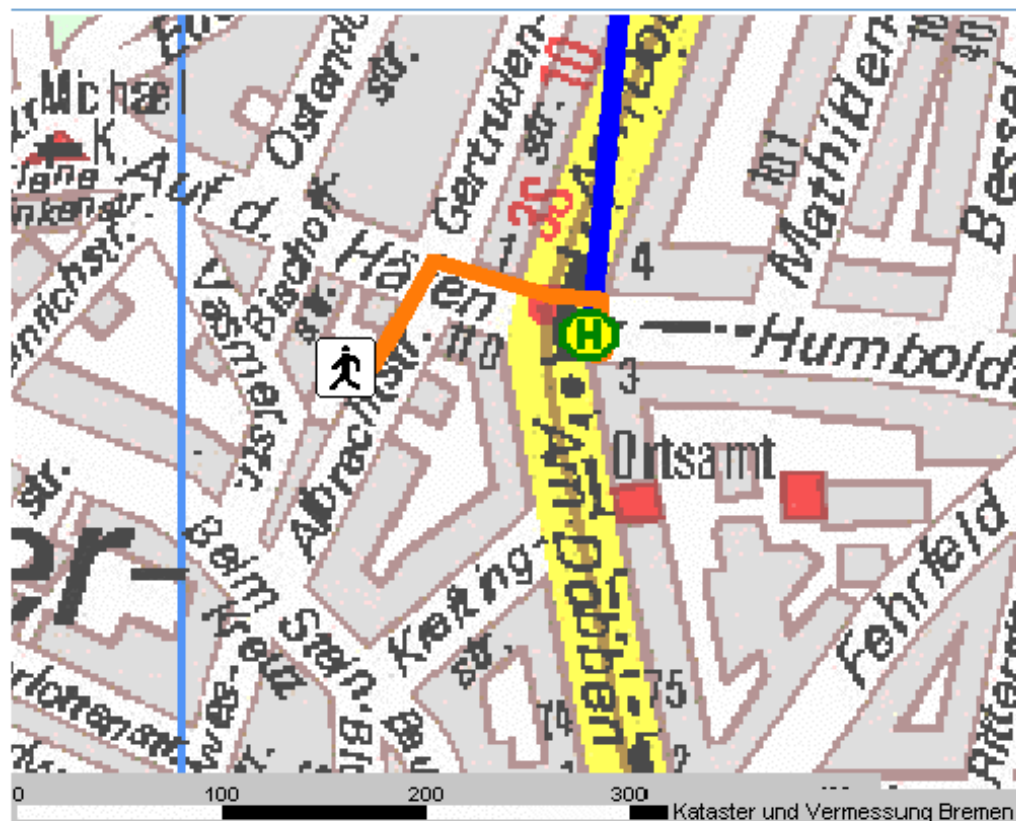
[request](#) |
 [overview](#) |
 [details](#) |
 [map](#) |
 [new Form](#) |
 [return trip](#) |
 [previous](#) |
 [next](#) |
 [help](#)

09:59	dep. Marbacher Weg 0		Fußweg (ca. 6 Min.)
10:05	arr. Bremen, Utbremer Ring		about 0,5 km
10:05	dep. Bremen, Utbremer Ring		Stadtbus 27
10:15	arr. Bremen, Hauptbahnhof		Richtung Bremen, Huckelriede
10:20	dep. Bremen, Hauptbahnhof		Straßenbahn 10
10:25	arr. Bremen, Humboldtstr.		Richtung Bremen, Sebaldsbrück
10:25	dep. Bremen, Humboldtstr.		Fußweg (ca. 2 Min.)
10:27	arr. CambioCar Albrecht Albrechtstr.12		about 0,3 km
<hr/>			
10:04	dep. Marbacher Weg 0		Fußweg (ca. 5 Min.)
10:09	arr. Bremen, Stuttgarter Str.		about 0,6 km
10:09	dep. Bremen, Stuttgarter Str.		Stadtbus 25
10:19	arr. Bremen, Daniel-v.-Büren-Str.		Richtung Bremen, Nußhorn
10:25	dep. Bremen, Daniel-v.-Büren-Str.		Straßenbahn 10
10:35	arr. Bremen, Humboldtstr.		Richtung Bremen, Sebaldsbrück
10:35	dep. Bremen, Humboldtstr.		Fußweg (ca. 2 Min.)
10:37	arr. CambioCar Albrecht Albrechtstr.12		about 0,3 km
<hr/>			
10:05	dep. Marbacher Weg 0		Fußweg (ca. 5 Min.)
10:10	arr. Bremen, Utbremer Ring		about 0,5 km
10:10	dep. Bremen, Utbremer Ring		Stadtbus 25
10:19	arr. Bremen, Daniel-v.-Büren-Str.		Richtung Bremen, Nußhorn
10:25	dep. Bremen, Daniel-v.-Büren-Str.		Straßenbahn 10
10:35	arr. Bremen, Humboldtstr.		Richtung Bremen, Sebaldsbrück
10:35	dep. Bremen, Humboldtstr.		Fußweg (ca. 2 Min.)
10:37	arr. CambioCar Albrecht Albrechtstr.12		about 0,3 km

timetable information

date	21.09.2000	from	Bremen / Marbacher Weg 0
departure	10:00	to	Bremen / CambioCar_Albrecht Albrechtstr.12

[request](#) | [overview](#) | [details](#) | [map](#) | [new Form](#) | [return trip](#) | [previous](#) | [next](#) | [help](#)



Public Transport & Car-Sharing





Public Transport & Car-Sharing



Public Transport & Car-Sharing



Public Transport & Car-Sharing



Public Transport & Car-Sharing



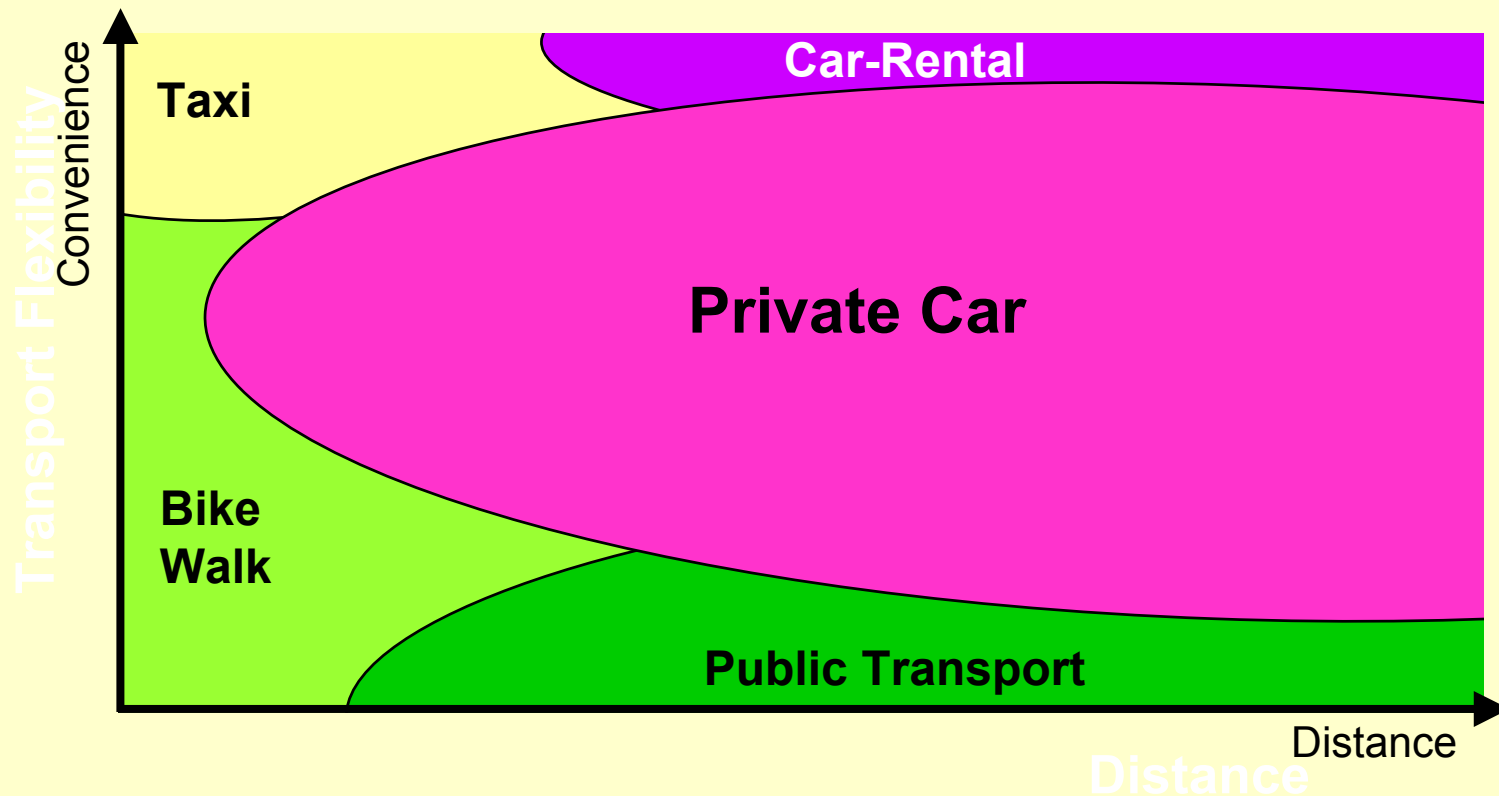
Public Transport & Car-Sharing



More Efficiency for Urban Development

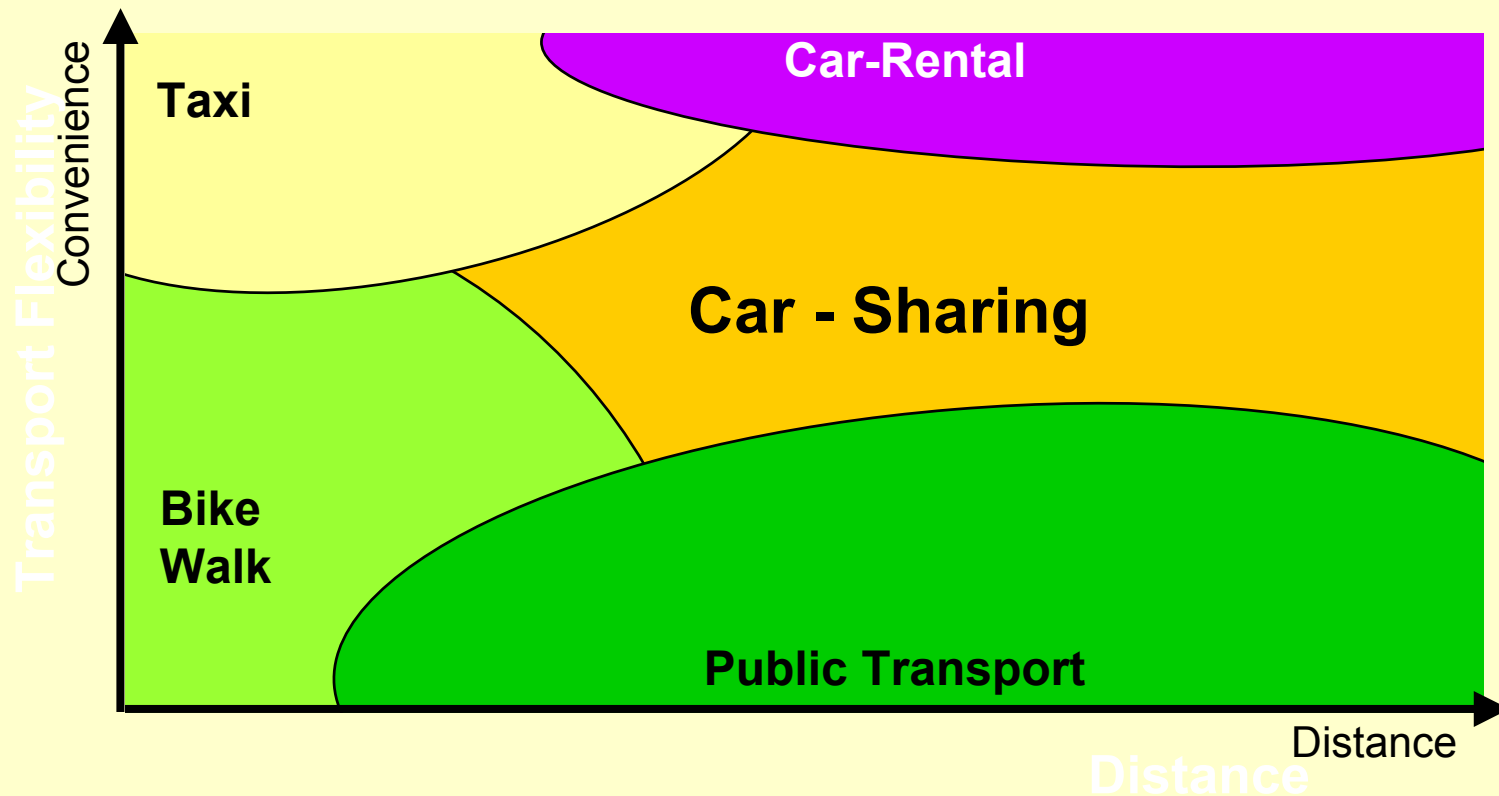
Car-Sharing

From the predominance of the private car



Car-Sharing

... to intermodal co-operation



Housing with Mobility Services

Bremen Grünenstraße



Housing with Mobility Services

Bremen Grünenstraße



25 housing units (1996)



Housing with Mobility Services

‘Car-free’ Amsterdam-Westerpark quarter



Housing with Mobility Services

‘Car-free’ Amsterdam-Westerpark quarter



600 Housing units

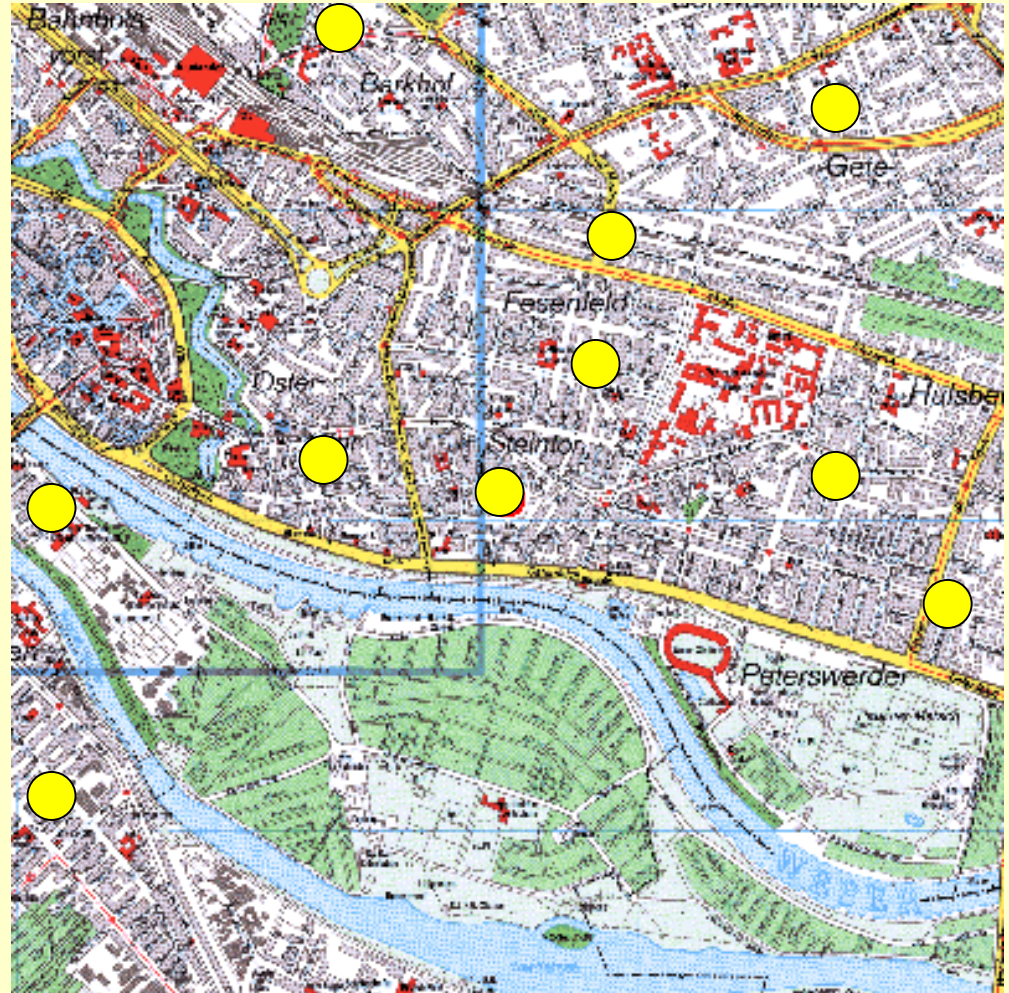
close to inner city,
direct link by tram

realised 1997



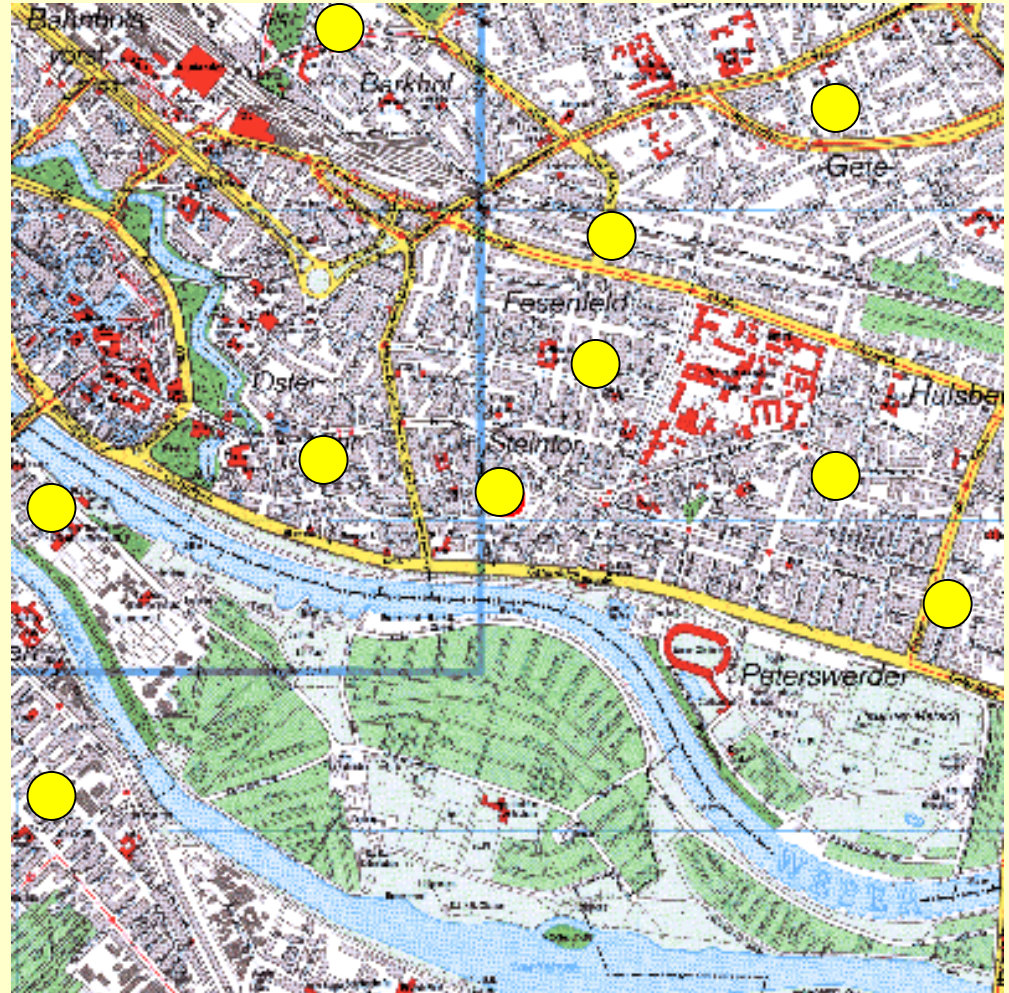
Urban Revitalisation

- Integration into Urban Development



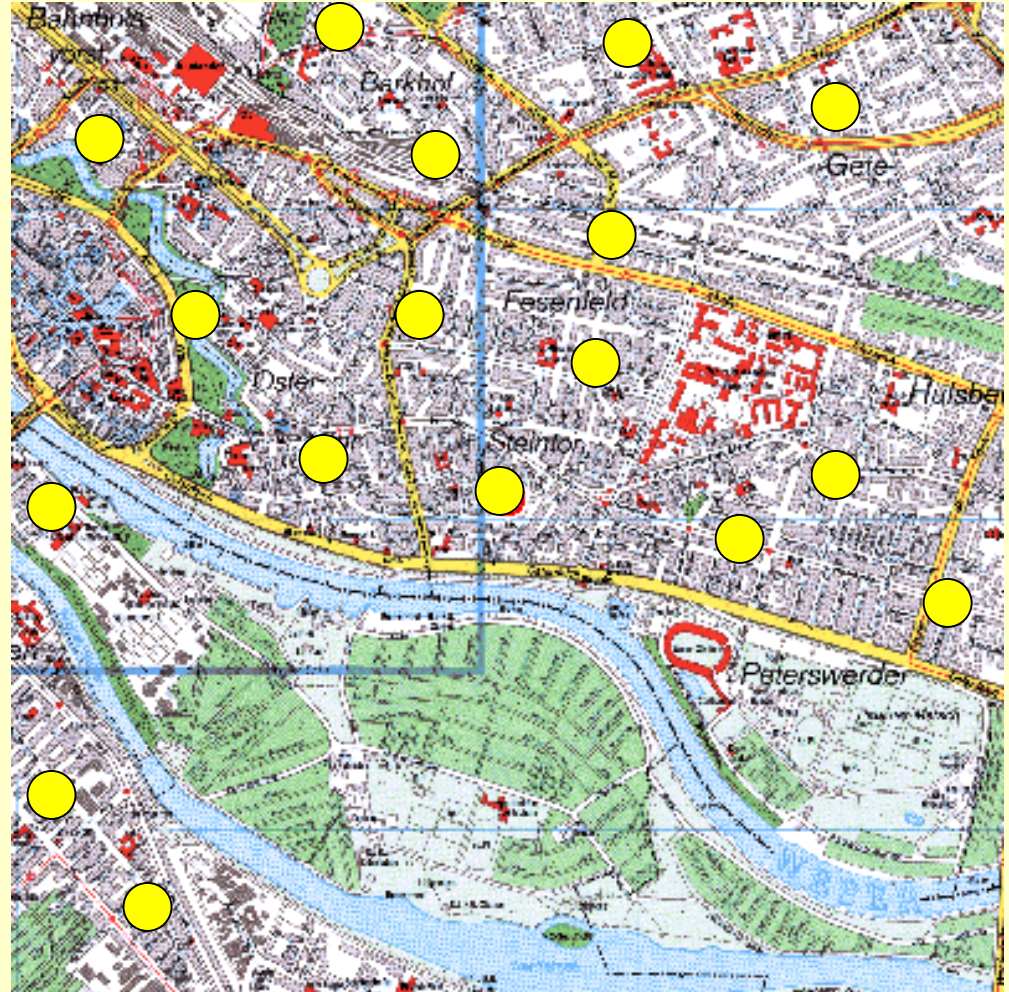
Urban Revitalisation

- Integration into Urban Development
- 2000:
2200 clients
500 replaced cars



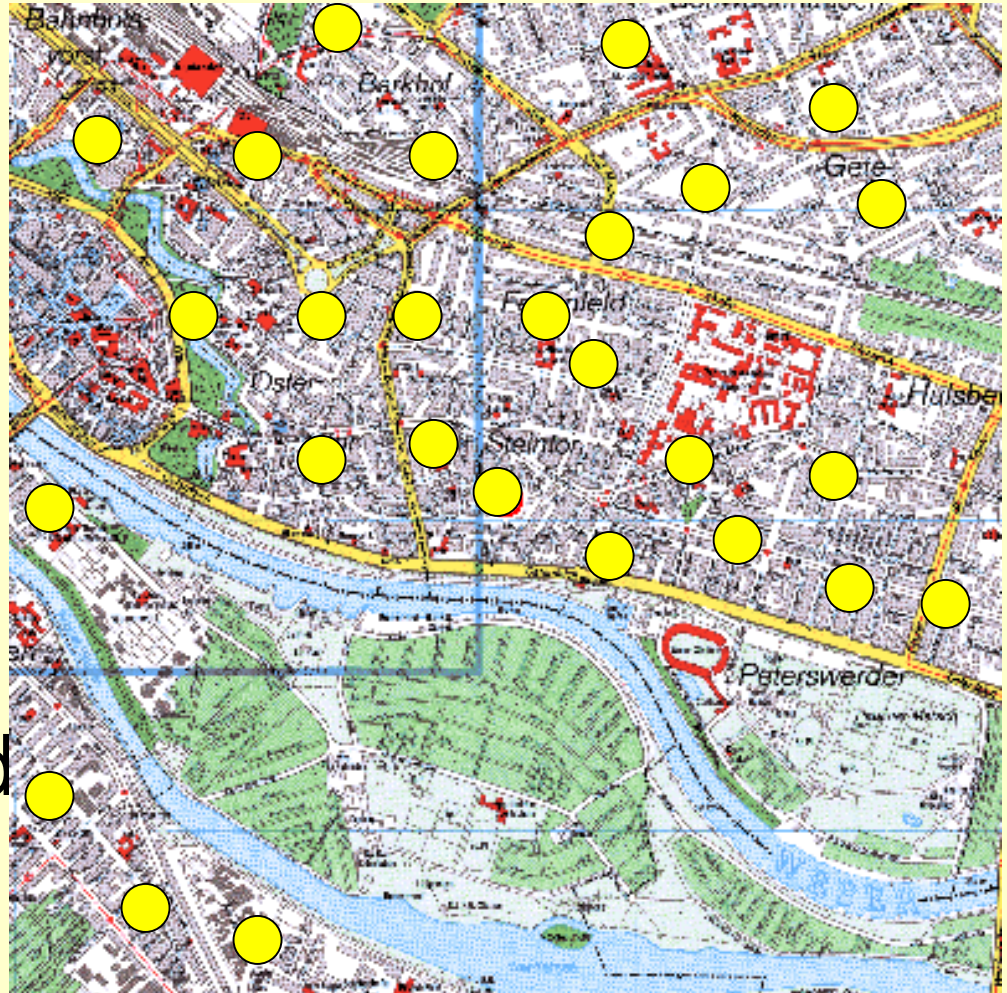
Urban Revitalisation

- Integration into Urban Development
- 2002:
3200 clients
700 replaced cars



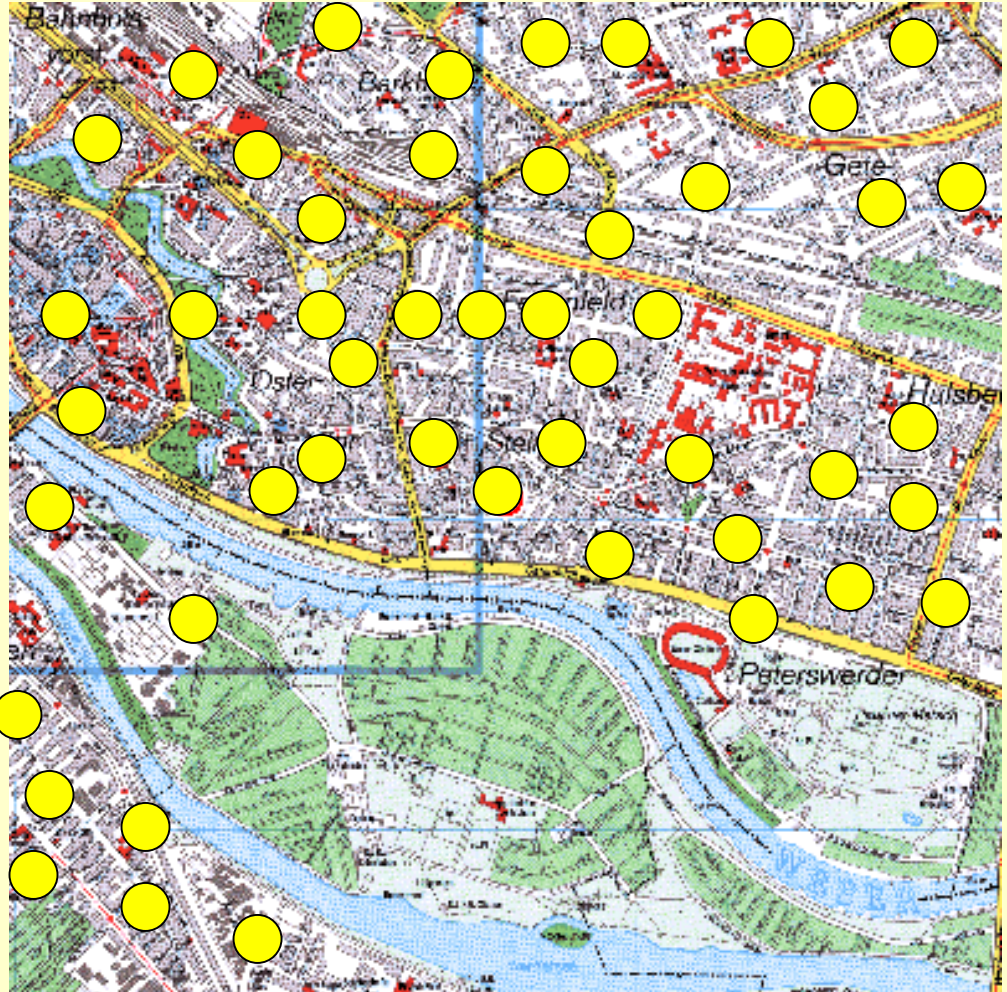
Urban Revitalisation

- Integration into Urban Development
- 2005:
 - 5000 clients
 - 1200 replaced cars



Urban Revitalisation

- Integration into Urban Development
- market:
30.000 - 80.000 clients
6.000 -20.000 replaced cars



Options of Car-Sharing

- Further technical Developments (e.g. WAP)
- Further intermodal Co-Operation and new services
- Overcome Market Obstacles



Urban Revitalisation

Car-Sharing -
Car Game